

Project Name:	Fixture Type:
Complete Catalog #:	Date:
Comments:	

GALAXY SELECTABLE CENTER BASKET TROFFER



2x2



2x4



1x4



The **Galaxy Selectable Center Basket Troffer** are high-quality LED center basket troffers that are both wattage and CCT selectable, to minimize inventory for distributors and contractors. Available in 2x2, 2x4, and 1x4 sizes, these troffers have a sturdy steel and aluminum frame with a matte white finish. The 110 degree beam angle along with a fully-illuminated center basket diffuser provides low-glare, uniform illumination. These troffers are UL certified, DLC Premium listed for maximum rebates, IC rated, and come with a 10 year or 50,000 hours non-prorated warranty.

FEATURES

- UL Certified
- DLC Premium Listed
- IC Rated
- IP20 Rated
- 120-277VAC
- Steel and aluminum frame. Matte white finish.
- 110° beam angle.
- 10 year or 50,000 hour non-prorated warranty
- Fits most preexisting troffers. Surface mount kit and recessed kit available.
- 0-10V dimming comes standard.

APPLICATIONS

- Warehouses
- Schools
- Factories
- Offices
- Supermarkets
- Logistic Centers
- Exhibition Halls



GALAXY SELECTABLE CENTER BASKET TROFFER

ORDERING INFORMATION

MODEL NUMBER	SIZE (FEET)	POWER SELECT-ABLE	LUMENS SELECTABLE	VOLTAGE	CRI	CCT CHANGE-ABLE	BEAM ANGLE (DEG)	MIN. ORDER QTY	US STOCK	EMERGENCY BACKUP
ECO-LOC14-TROF-MWCCT-15/19/24/29W(35/40/50K)	1'x4'	15W 19W 24W 29W	1,938 2,455 3,101 3,747	120-277VAC	80+	3500K 4000K 5000K	110°	6	Y	N
ECO-LOC22-TROF-MWCCT-15/19/24/29W(35/40/50K)	2'x2'	15W 19W 24W 29W	1,942 2,460 3,108 3,756	120-277VAC	80+	3500K 4000K 5000K	110°	6	Y	N
ECO-LOC24-TROF-MWCCT-24/29/32/39W(35/40/50K)	2'x4'	24W 29W 32W 39W	3,041 3,674 4,054 4,941	120-277VAC	80+	3500K 4000K 5000K	110°	6	Y	N
ECO-LOC22-TROF-MWCCT-15/19/24/29W(35/40/50K)-EM	2'x2'	15W 19W 24W 29W	1,942 2,460 3,108 3,756	120-277VAC	80+	3500K 4000K 5000K	110°	6	Y	Y
ECO-LOC24-TROF-MWCCT-24/29/32/39W(35/40/50K)-EM	2'x4'	24W 29W 32W 39W	3,041 3,674 4,054 4,941	120-277VAC	80+	3500K 4000K 5000K	110°	6	Y	Y

TECHNICAL SPECIFICATIONS

Beam Angle	110°
CRI	80+
CCTs	3500K / 4000K / 5000K
Efficacy	Up to 130 lm/W
IP Rating	IP20
Input Voltage	120-277 VAC
Power Frequency	50-60 Hz
Power Factor	>0.9
THD	<20%
Certifications	UL Certified DLC Premium Listed IC Rate
Housing Material	Steel and Aluminum
Rated Life (L70)	100,000 hours
Warranty	10 Years or 50,000 hour non-prorated
Operating Temperature	-4°F to 122°F
Weight	6.75 lbs - ECO-LOC14-TROF-MWCCT-15/19/24/29W(35/40/50K) 7.4 lbs - ECO-LOC22-TROF-MWCCT-15/19/24/29W(35/40/50K) 11.15 lbs - ECO-LOC24-TROF-MWCCT-24/29/32/39W(35/40/50K)
Controls	Power selectable, CCT selectable, 0-10V Dimming, Emergency Backup models.


*Data is based upon tests performed in a controlled environment and representative performance. Actual performance can vary depending on operating conditions. Specifications are subject to change without notice. All specifications are nominal unless otherwise noted.

*IES files provided on request.

GALAXY SELECTABLE CENTER BASKET TROFFER

MOUNTING OPTIONS

Surface Mount and Recessed Mount kits.




Surface Mount



Recessed Mount

CONTROL

Control options: Power selectable, CCT selectable, 0-10V Dimming, Emergency Backup models.



15W Emergency Battery




Emergency Test Button

GALAXY SELECTABLE CENTER BASKET TROFFER

ACCESSORIES



LOC-EMDR-15W-050



LOC-AC-MS-QBL-DH-01
Bi-level daylight
harvesting microwave

DIMENSIONS Unit: inch

