

Project Name:	Fixture Type:
Complete Catalog #:	Date:
Comments:	

## SATURN SELECT CANOPY FIXTURE



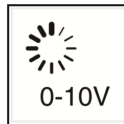
**The Saturn Select Canopy Fixture** is a commercial grade canopy luminaire or garage lighter. The fixture is 4-wattage and 2-CCT selectable, replacing up to 8 dedicated wattage & CCT models. This canopy provides excellent uniformity, energy efficiency, and control options for surface mount or conduit pendant mount applications. Sealed, one-piece, die-cast construction with corrosion-resistant powder coating is suitable for both indoor and outdoor applications. Provides up to 7,700 lumens and up to 164 lm/W efficacy. Available with parking garage photometry, replacing up to 175W metal halide. Features 120-277VAC universal voltage, 0-10V dimming, with optional emergency battery backup, and optional plug-and-play, PIR motion sensor. The Saturn Select is cULus wet location listed and DLC Premium listed.

### FEATURES

- cULus Wet Location Listed
- DLC Premium Listed
- 4-Wattage & 2-CCT Selectable
- Rugged, one-piece, sealed die-cast housing
- Corrosion-resistant powder coating
- Up to 7,700 lumens
- Up to 164 lm/W
- 120-277VAC
- 0-10V dimmable

### APPLICATIONS

- Parking Garages
- Gas stations
- Commercial walkways
- Low bays



# SATURN SELECT CANOPY FIXTURE

## ORDERING INFORMATION

MODEL #	WATTAGE	LUMENS	INPUT VOLTAGE	CCT	MINIMUM ORDER QTY	US STOCK
ECO-SEM-MCP03-MW(22/34/46/60W)MCCT(40/50K)	60W 46W 34W 22W	120- 277VAC	4000K 5000K	7,700 6,500 5,000 3,600	2	Yes

## TECHNICAL SPECIFICATIONS

Input Voltage	120-277VAC
Input Power Frequency	50-60 Hz
Wattage Selectable	60W / 46W / 34W / 22W
Current	0.50 Amps at 120VAC & 60W 0.22 Amps at 277VAC & 60W
Equivalency	Replaces up to 175W metal halide
Power Factor	>90%
THD	<20%
Efficacy	Up to 164 lm/W
Lumens @4000K, 70CRI	7,700 / 6,500 / 5000 / 3,600
CCT Selectable	4000K / 5000K
CRI	70+
Controls	0-10V dimming standard, 4-wattage & 2-CCT selectable, emergency battery backup optional, Bluetooth PIR motion sensor optional.
Operating Temperature	-40°F to 113°F With battery backup: +41°F - + 113°F
Certifications	cULus wet location listed, DLC Premium listed, FCC
Construction	Rugged, one-piece, sealed die-cast housing with corrosion-resistant powder coating.
Mounting Options	Surface mount with J-box, or conduit pendant mount.
Finishes	Dark bronze, Black, White
Net Weight	5.73 lbs.
Warranty	10 years or 50,000 hour non-prorated

\*Data is based upon tests performed in a controlled environment and representative performance. Actual performance can vary depending on operating conditions. Specifications are subject to change without notice. All specifications are nominal unless otherwise noted.

\*IES files provided on request.

## FEATURES

### Built-in Emergency Battery (Optional)

8W, 90min



### Plug-and-Play Sensor (optional)

Sensor allows for security and energy saving.



Screw plug

Install in 3-Seconds

### Mounting Bracket

Suitable for J-BOX mounting, and easy for installation, also support pendant mounting, wires coming out from the back for easier wire connections.

### Housing


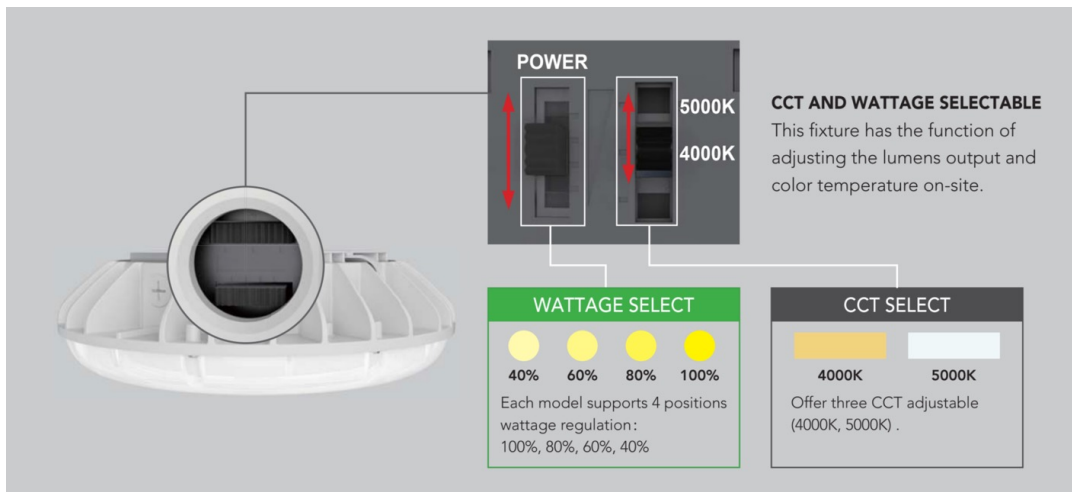
One piece die cast housing better waterproofing, suitable for both indoor and outdoor application.

### Photometry

Optional Parking Garage Photometry or Low Bay Photometry as per applications.

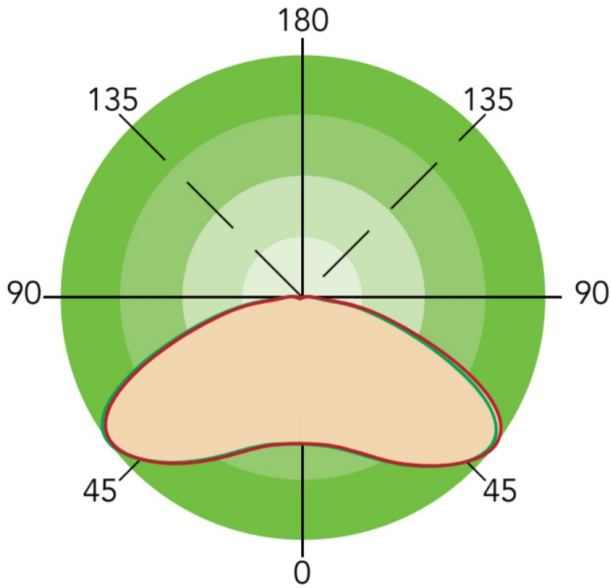
## CONTROLS

Control Options: 0-10V dimming standard, 4-wattage & 2-CCT selectable, emergency battery backup option, and Bluetooth PIR motion sensor option.



# SATURN SELECT CANOPY FIXTURE

## PHOTOMETRICS



## DIMENSIONS unit: mm/inch

Weight: 60W: 5.73lbs.

