


Project Name:	Fixture Type:
Complete Catalog #:	Date:
Comments:	

EXPLOSION PROOF OSPREY II EXIT LIGHT



The Explosion Proof Osprey II Exit Light is an explosion-proof LED emergency edge lit exit sign designed for hazardous locations. The exit light is wet location and ABS listed. Multiple Class and Division certifications ensure safety and versatility. This hazloc exit sign has low energy consumption, 3-hour emergency operation, and IP66 rating. Customized legends and alternative language edge-lit signs are available.

FEATURES

- UL844:
 - Class I, Division 2, Groups A, B, C, D
 - Class II, Division 1, Groups E, F, G
 - Class II, Division 2, Groups F, G
 - Class III
- UL924
- ABS
- Dual Mode Operation:
 - Model 1: Keeps the EXIT sign illuminated at all times, regardless of mains electricity status.
 - Model 2: Activates the EXIT sign only during power outages, conserving energy when mains power is available.

APPLICATIONS

- Marine environments and coastal areas
- Industrial settings with hazardous materials
- Areas with high exposure to moisture and dust
- Locations requiring durable and reliable exit light solutions



EXPLOSION PROOF OSPREY II EXIT LIGHT

ORDERING INFORMATION

MODEL NUMBER	LETTER COLOR	INPUT POWER	DUAL VOLTAGE	EMERGENCY DURATION	MIN. ORDER QUANTITY	US STOCK
ECO-EX-5W-VIBR	Red	5W	100-277VAC	3 hours	2	Y
ECO-EX-5W-VIBG	Green	5W	100-277VAC	3 hours	2	Y

TECHNICAL SPECIFICATIONS

Input Wattage	5W
Input Voltage	100-277VAC
Frequency	60 Hz
Current	0.5A
Emergency Duration	3 hours
Operating Temperature	-4°F to 140°F
Lifetime	50,000 hours
Safety Certifications	UL844: –Class I, Division 2, Groups A, B, C, D –Class II, Division 1, Groups E, F, G –Class II, Division 2, Groups F, G –Class III UL 924 ABS
IP Rating	IP66
Operational Modes	Mode 1: EXIT sign remains on with or without mains electricity. Mode 2: EXIT sign does not light up when there is mains electricity, but only lights up when there is a power outage.
Construction:	Housing: Aluminum EXIT sign plate: Tempered glass Hardware: Stainless steel Mounting Sling: Stainless steel Integrated junction box for driver with emergency backup.
Warranty	10 year or 50,000 hour non-prorated
Charge Time	24 hours
Net Weight	7.28 lbs.

*Data is based upon tests performed in a controlled environment and representative performance. Actual performance can vary depending on operating conditions. Specifications are subject to change without notice. All specifications are nominal unless otherwise noted.

*IES files provided on request.


CONTROL OPTIONS

Two Operation Modes:

Mode 1: EXIT sign remains on with or without mains electricity.

Mode 2: EXIT sign does not light up when there is mains electricity, but only lights up when there is a power outage.

Magnetic Switch Operation:



1. Press the switch "ON" once, the EXIT sign and indicator light will flash once, with an ON/OFF interval of 10 seconds.
2. With mains electricity disconnected, long press and hold the switch for 3 to 5 seconds to turn off the product. If the EXIT sign needs to be turned on again, it will be activated through mains electricity.
3. The product will automatically have monthly inspection. EXIT sign and indicator light will flash once every 30 or 31 days.
4. The product will automatically have an annual inspection. EXIT sign and indicator light will flash twice every year.

INDICATOR LIGHT



If three or two indicator lights remain on during initial power on, it is necessary to reset them by pressing the switch "ON" for 5 to 6 seconds ->OFF ->ON.

RED:

1. Fast charging for 2 hours.
2. Charging indicator, displaying 20% -80% battery capacity.

GREEN:

1. Trickle charging.
2. Charging indicator, displaying 80% -100% battery capacity.
3. Green light on when disconnecting the battery.

RED and GREEN:

Red and Green flashes alternately for 5 minutes, indicating that it is at 80% battery capacity.

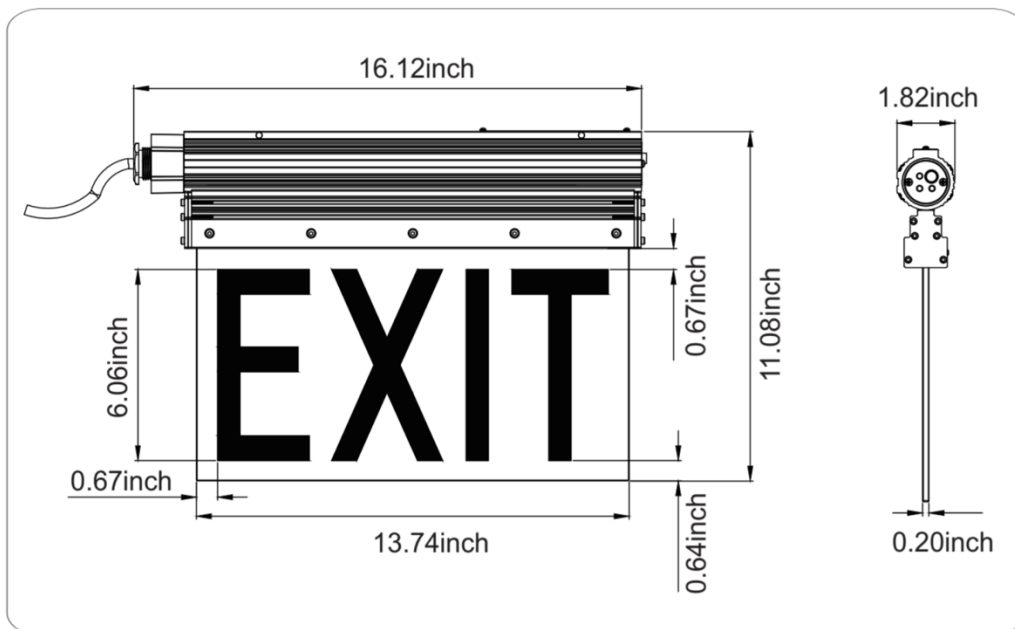
YELLOW:

1. Discharge below 20%.
2. If the yellow light is on in any state, the product is out of order.

EXPLOSION PROOF OSPREY II EXIT LIGHT

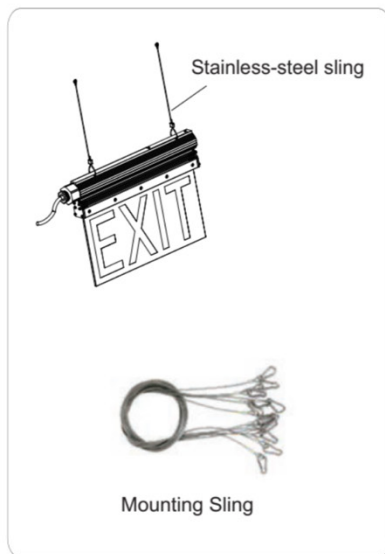
DIMENSIONS

Unit: inch




MOUNTING OPTIONS

Pendant Mounting:



Wall Mounting:



Pipe Mounting:

