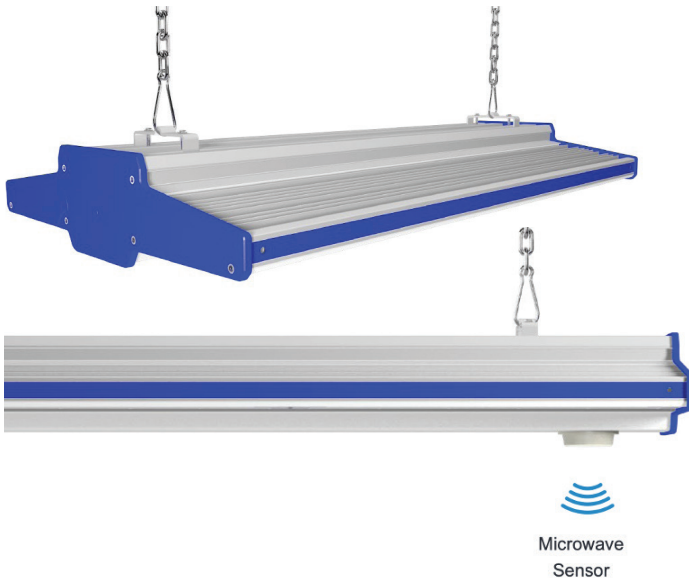


Project Name:	Fixture Type:
Complete Catalog #:	Date:
Comments:	

EVEREST A2 SERIES HIGH OUTPUT HIGH BAY PANEL



The **Everest A2 Series High Output High Bay Panel** is a premium linear high bay fixture that boasts cULus, IP65, IK10 impact rating, and DLC listing. It's ideal for warehouses, retail, and other high ceiling commercial and industrial applications. Constructed with aviation aluminum, and 3D diamond light guide technology, it has both transparent and frosted polycarbonate lenses available, in beam angles of 60° /90° /120°. Multiple fixtures can be mounted flush, end-to-end, using connection buckle hardware.

FEATURES

- cULus and DLC certifications
- 170 lm/W
- IP65
- IK10
- 100-277VAC
- 1-10V dimming, Zigbee, DALI
- Motion sensor, daylight harvesting sensor, timer control
- Emergency power supply option
- Constructed of aviation aluminum
- Beam angle 60° /90° /120° with transparent / frosted PC lens available

APPLICATIONS

- Warehouse
- Retail
- Garage
- Factory floor



EVEREST A2 SERIES HIGH OUTPUT HIGH BAY PANEL

ORDERING INFORMATION

MODEL NO.	POWER	LUMEN (LM)	VOLTAGE	CRI	CCT	BEAM ANGLE (DEG)	MIN. ORDER QUANTITY	US STOCK
ECO-EVHB-100W-A2	100W	17,000	100-277VAC	80+	3000K/4000K/5000K	60 / 90 / 120	2	Y
ECO-EVHB-150W-A2	150W	25,500	100-277VAC	80+	3000K/4000K/5000K	60 / 90 / 120	2	Y
ECO-EVHB-200W-A2	200W	34,000	100-277VAC	80+	3000K/4000K/5000K	60 / 90 / 120	2	Y
ECO-EVHB-250W-A2	250W	42,500	100-277VAC	80+	3000K/4000K/5000K	60 / 90 / 120	2	Y
ECO-EVHB-300W-A2	300W	51,000	100-277VAC	80+	3000K/4000K/5000K	60 / 90 / 120	2	Y
ECO-EVHB-360W-A2	360W	59,500	100-277VAC	80+	3000K/4000K/5000K	60 / 90 / 120	2	Y
ECO-EVHB-400W-A2	400W	68,000	100-277VAC	80+	3000K/4000K/5000K	60 / 90 / 120	2	Y
ECO-EVHB-500W-A2	500W	85,000	100-277VAC	80+	3000K/4000K/5000K	60 / 90 / 120	2	Y

TECHNICAL SPECIFICATIONS





Optical Distributions	60°/90°/120°
CRI	80+
Efficacy	170 Lm/W
IP Rating	IP65
Input Voltage	100 - 277 VAC
Power Frequency	50 - 60 Hz
Power Factor	>0.90
Certifications	cULus, DLC, FCC
Housing Material	Die-cast Aluminum
Rated Life (L70)	>50,000 Hours
Warranty	10 Years, 50,000 Hours Non-Prorated
Operating Temperature	-22° - 122°F
Luminaire Net Weight	100W: 8.6 lbs. 500W: 29.4 lbs.
Controls	1-10V dimming, DALI, Zigbee, daylight sensor, motion sensor, Timer
Impact Rating	IK10

*Data is based upon tests performed in a controlled environment and representative performance. Actual performance can vary depending on operating conditions. Specifications are subject to change without notice. All specifications are nominal unless otherwise noted.

*IES files provided on request.

EVEREST A2 SERIES HIGH OUTPUT HIGH BAY PANEL

MOUNTING OPTIONS



Hanging Mount

Pipe Mount

Surface Mount

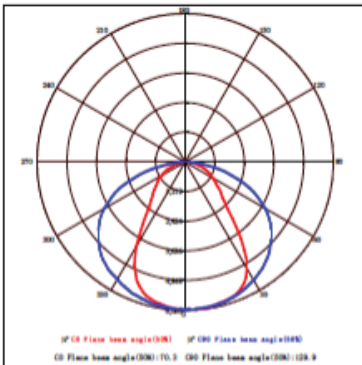
Bracket Mount

CONTROLS

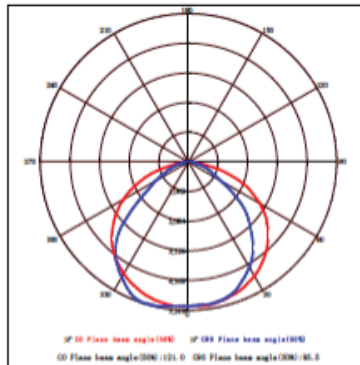
Control Options: 1-10V Dimming, DALI, Zigbee, Timer, Daylight Sensor, Motion Sensor, Emergency Power Supply

PHOTOMETRICS




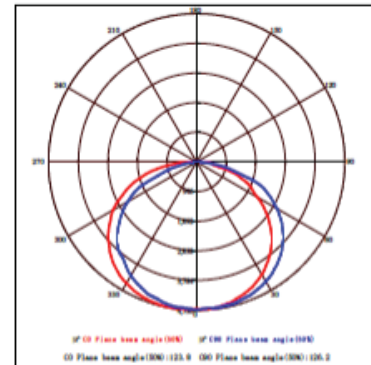
60X120°



90X120°

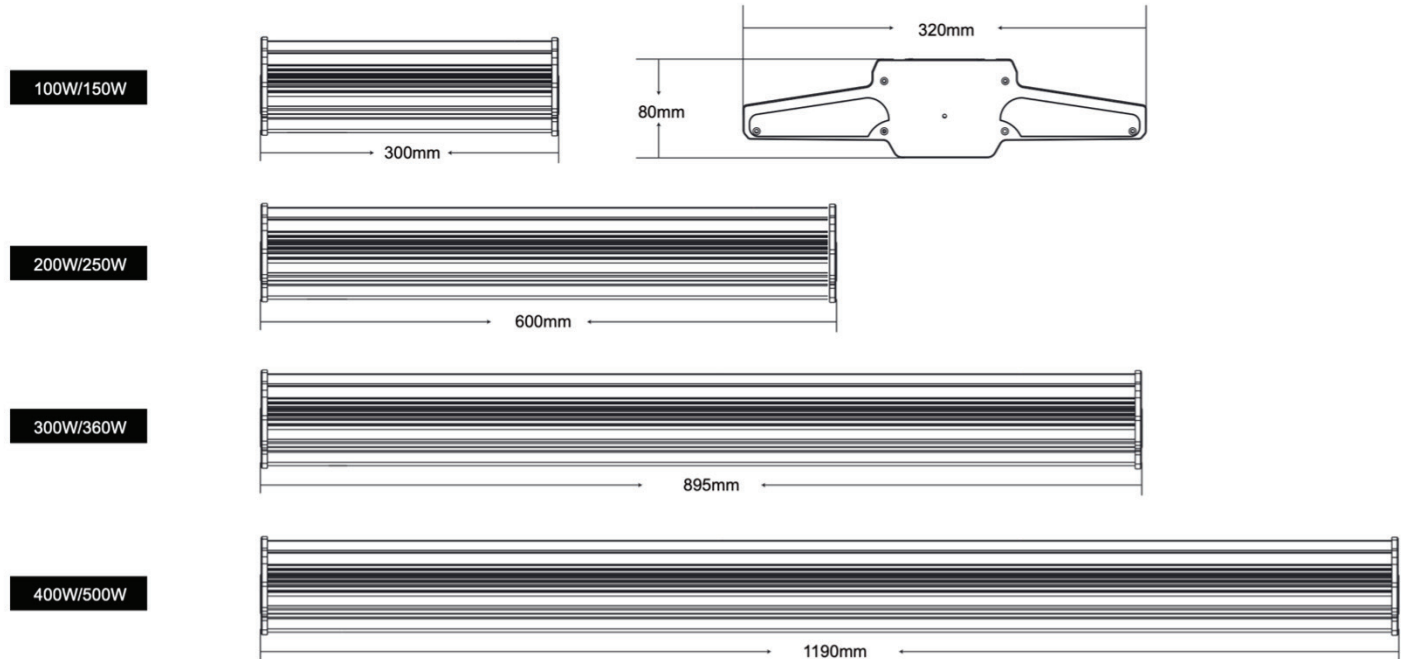


120X120°




EVEREST A2 SERIES HIGH OUTPUT HIGH BAY PANEL

DIMENSIONS



ADDITIONAL OPTIONS

Milky or Transparent Lens:



Connection Buckle:

